

Brenley Park

parking

The estate has a private owned / rented bay policy

Frustrations with people using owners spaces

Those that own bays bought
them when buying their
flatas part of the purchase
of there flats:

Those that rent a bay from a
bay owner.... pay a fixed
monthly payment for that
benefit :

IMG_2136.JPG



Every parking bay is accounted for

To be clear there are no available/ vacant bays some owners have opted to show that they own their bay with an official bollard and others haven't however just because a bay may be empty without a bollard it just means the owner has gone out... ITS NOT AVAILABLE .



Parking Policy on our Estate

- If you don't own or rent a bay meaning you don't have a official permit you or your visitor/ guest must never use another's bay.
- There are visitor bays identified by V with a coded bollard on the estate located in each zone of the estate (Venice/ Verona/ Lear/ Juliet/ Jupiter / NHR/
- Using a V bay scratch permits available to buy from PCM phone and buy it's simple rules / regs on back of permit
- There are no other areas other than that to park on the estate ...so please respect that and remind yourself and inform your visitors and guests of that ...
- Of course if you live here and your dropping something off at your apartment food shopping 🛍️ as example ... agree with a neighbours with a bay / pull up by entrance . put your flat number on your screen for information and drop and go quickly (in the same way a takeaway delivery 📦 would do.

IMG_1245.JPG



These areas on the estate form part of the look and space & are also there for a reason..

The areas are not forgotten spaces

They are deliberate spaces to be used for ... contractor site attendance and trade 🚚 drop offs / 🚓 emergency vehicles / and 🚗 turning points ..





Disabled parking bays located on the estate highlighted in yellow are for D permit holders and D bay owners these are also there for reasons ... generally there are a minimum of one per zone.







Venice ... there is two (one bay 19 outside 13 Venice is owned by this car owner so others please do not park in it)

Lear/Julietthere are three and the reason is so when not in use which is often its a wider road space for vehicle 🚗 to pass easily ... we have a parking area at the back of Lear so it's important there is space to accommodate traffic flow. also a quick drop and go or trade/ contractor with approval can be arranged






Jupiter / NHR spaces are in constant use so please do not use these unless there allocated to you.

There are others across the estate which are used regular
x1Verona / x1 Lear by people living here so please be respectful



These areas MUST be kept clear... for emergency  
and access safety they are not to park in ever as
creates obstructions.... following slide shows areas
1)the yellow box zone by Juliet No   Park/stopping
2) the area between Lear and Juliet to the pvt car park
  NO Park/stopping



**We have avoided to date road marking
yellow lines between Lear and Juliet to rear
carpark   ... BUT please respect
safety it's a blind spot and obstruction for
emergency  ....**

Brenley Park management team

If you require any further advise or explanations
please as always mail .. treehouse@brenleypark.co.uk